

Distributed by:



The **Power of 3** is here to empower your money.

Mahindra Manulife Multi Cap Fund

(Multi Cap Fund- An open ended equity scheme investing across large cap, mid cap, small cap stocks)

October 31, 2024

Why invest in this Scheme ?



Prudent portfolio of investments across companies and sectors.



Actively managed by professional fund managers for potential long term capital appreciation.

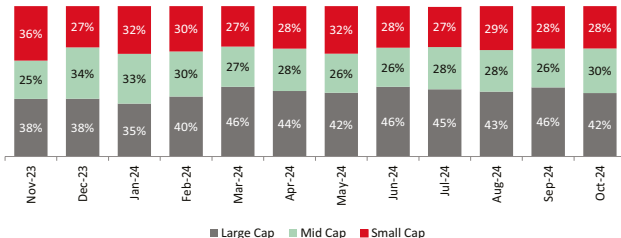


Opportunity to participate in successful businesses through equity market.

Scheme Positioning

- A well-diversified portfolio of companies having demonstrated industry leadership and scalability leading to high earnings growth potential.
- The portfolio will tap into emerging growth opportunities from across sectors stemming from under penetration, structural market share shifts and technology driven changes.

12 Month Market Capitalization Trend (% to Equity Holdings)



■ Large Cap ■ Mid Cap ■ Small Cap

As per the Market Capitalization data provided by AMFI (In line with the applicable SEBI guidelines)

Top 5 Sectors of the scheme (% to Net Assets)

Sector	MMMCF*	Nifty 500 Multicap 50:25:25 TRI
Financial Services	22.65%	26.35%
Capital Goods	9.37%	8.13%
Information Technology	8.30%	8.48%
Fast Moving Consumer Goods	8.20%	6.28%
Consumer Services	7.35%	3.47%

*Mahindra Manulife Multi Cap Fund

Data as on October 31, 2024

Significant Portfolio changes of the Current Month

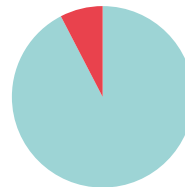
Fresh Additions	Complete Exits
Security	Security
Aditya Birla Real Estate Limited	Aurobindo Pharma Limited
Angel One Limited	Century Textiles & Industries Limited
BSE Limited	Havells India Limited
National Aluminium Company Limited	KEI Industries Limited
Page Industries Limited	Manappuram Finance Limited
Waaree Energies Limited	Oil & Natural Gas Corporation Limited
-	Sula Vineyards Ltd
-	Wipro Limited

Note: The companies/stock(s) referred above are only for the purpose of disclosure of significant portfolio changes during the month and should not be construed as recommendation to buy/sell/hold. The fund manager may or may not choose to hold these companies/stocks, from time to time. Investors are requested to consult their financial, tax and other advisors before taking any investment decision(s). Data as on October 31, 2024

Portfolio Update for the Month

- Key Overweight sectors/Industries include Consumer Services, FMCG and Forest Materials vs the Scheme's Benchmark
- Key Underweight sectors /Industries include Banks, Healthcare and Consumer Durables vs the Scheme's Benchmark.

Asset Allocation (%)



- 92.39% - Equity Holdings
- 7.61% - Cash & Other Receivables

Data as on October 31, 2024

Top 10 Equity Holdings (as on October 31, 2024)

Security	% to Net Assets
HDFC Bank Limited	5.77%
Reliance Industries Limited	3.80%
Hindustan Unilever Limited	2.69%
PI Industries Limited	2.56%
Persistent Systems Limited	2.55%
Trent Limited	2.51%
Divi's Laboratories Limited	2.46%
BSE Limited	2.16%
InterGlobe Aviation Limited	2.16%
Samvardhana Motherson International Limited	1.99%
Total	28.66%

Portfolio Stats

Turnover Ratio (Last 1 year)	1.37
Standard Deviation	14.87%
Beta	0.96
Sharpe Ratio*	0.76
Jenson's Alpha	-0.0122

*Risk-free rate assumed to be 6.61% (MIBOR as on 31-10-24) - Source:www.mmda.org
Note: As per AMFI guidelines for factsheet, the ratios are calculated based on month rolling returns for last 3 years. Data as on October 31, 2024

Scheme Details

Investment Objective:

The investment objective of the Scheme is to provide medium to long term capital appreciation through appropriate diversification and taking low risk on business quality. The diversified portfolio would predominantly consist of equity and equity related securities including derivatives. However, there can be no assurance that the investment objective of the Scheme will be achieved.

Fund Manager:

Mr. Manish Lodha

Total Experience : 23 years | **Experience in managing this fund:** 3 years and 10 months (Managing since December 21, 2020)

Ms. Fatema Pacha

Total Experience : 18 years | **Experience in managing this fund:** 4 years (managing since October 16, 2020)

Date of allotment: May 11, 2017

Benchmark: Nifty 500 Multicap 50:25:25 TRI

Option: IDCW (IDCW Option will have IDCW Reinvestment (D) & IDCW Payout facility) and Growth (D)

D-Default

Minimum Redemption / Switch-outs: Rs. 1,000/- or 100 units or account balance, whichever is lower

Minimum Application Amount: Rs. 1,000 and in multiples of Re. 1/- thereafter

Minimum Additional Purchase Amount: Rs. 1,000 and in multiples of Re. 1/- thereafter

Minimum Weekly & Monthly SIP Amount: Rs 500 and in multiples of Re. 1/- thereafter

Minimum Weekly & Monthly SIP Installments: 6

Minimum Quarterly SIP Amount: Rs 1,500 and in multiples of Re. 1/- thereafter

Minimum Quarterly SIP installments: 4

Monthly AAUM as on October 31, 2024 (Rs. in Cr.): 4,801.92

Monthly AUM as on October 31, 2024 (Rs. in Cr.): 4,734.88

Entry Load: Not applicable

Exit Load: • An Exit Load of 1% is payable if Units are redeemed switched-out upto 3 months from the date of allotment;

• Nil if Units are redeemed / switched-out after 3 months from the date of allotment.

Scheme Performance (as on October 31, 2024)

Mahindra Manulife Multi Cap Fund	CAGR Returns (%)				Value of Investment of ₹ 10,000*				NAV / Index Value (as on October 31, 2024)
	1 Year	3 Years	5 Years	Since Inception	1 Year (₹)	3 Years (₹)	5 Years (₹)	Since Inception	
Regular Plan - Growth Option	40.24	18.18	24.63	18.03	14,037	16,527	30,103	34,549	34.5493
Nifty 500 Multicap 50:25:25 TRI [^]	39.56	18.58	23.46	16.42	13,969	16,699	28,716	31,168	20,596.87
Nifty 50 TRI ^{^^}	28.30	12.35	16.61	14.88	12,839	14,195	21,582	28,226	35,971.14

[^]Benchmark ^{^^}Additional Benchmark. CAGR - Compounded Annual Growth Rate. Inception/Allotment date: 11-May-17. **Past performance may or may not be sustained in future and should not be used as a basis of comparison with other investments.** Since inception returns of the scheme is calculated on face value of Rs. 10 invested at inception. The performance details provided above are of Growth Option under Regular Plan. Different Plans i.e Regular Plan and Direct Plan under the scheme has different expense structure. Mr. Manish Lodha is managing this fund since December 21, 2020. Ms. Fatema Pacha is managing this scheme since October 16, 2020. *Based on standard investment of Rs. 10,000 made at the beginning of the relevant period.

SIP Performance (as on October 31, 2024)

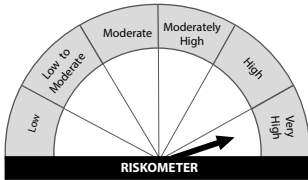
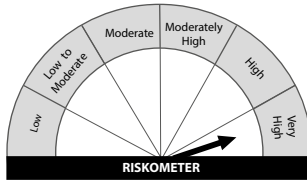
SIP Investment Period	Total Amount Invested (₹)	Regular Plan		Nifty 500 Multicap 50:25:25 TRI [^]		Nifty 50 TRI ^{^^}	
		Market Value (₹)	CAGR Returns (%)	Market Value (₹)	CAGR Returns (%)	Market Value (₹)	CAGR Returns (%)
1 Year	1,20,000	1,33,060	20.73	1,33,513	21.48	1,29,344	14.72
3 Years	3,60,000	5,28,146	26.52	5,23,383	25.85	4,64,325	17.23
5 Years	6,00,000	11,77,362	27.32	11,51,016	26.38	9,55,291	18.66
Since Inception	8,90,000	21,21,089	22.88	19,92,072	21.23	16,61,149	16.45

[^]Benchmark ^{^^}Additional Benchmark. CAGR - Compounded Annual Growth Rate. Inception/Allotment date: 11-May-17. **Past performance may or may not be sustained in future and should not be used as a basis of comparison with other investments.** Returns greater than 1 year period are compounded annualized. For SIP returns, monthly investment of equal amounts invested on the 1st business day of every month has been considered. CAGR Returns (%) are computed after accounting for the cash flow by using the XIRR method (Investment internal rate of return).

Distributed by:

Disclaimer : Readers of this material should rely on information / data arising out of their own investigations and advised to seek independent professional advice and arrive at an informed decision before making any investments. Neither Mahindra Manulife Investment Management Private Limited nor Mahindra Manulife Trustee Private Limited, its directors or associates shall be liable for any damages that may arise from the use of the information contained herein.

Get in Touch: Unit No. 204, 2nd Floor, Amity Building, Piramal Agastya Corporate Park, LBS Road, Kamani Junction, Kurla (W), Mumbai - 400 070.
Phone: +91-22-66327900, Fax: +91-22-66327932
Toll Free No.: 1800 419 6244 Website: www.mahindramanulife.com

Scheme Name	This Product is Suitable for investors who are seeking*	Scheme Riskometer	Scheme Benchmark	Benchmark Riskometer
Mahindra Manulife Multi Cap Fund	<ul style="list-style-type: none"> Medium to Long term capital appreciation. Investment predominantly in equity and equity related securities including derivatives. 	 <p>RISKOMETER Investors understand that their principal will be at very high risk</p>	Nifty 500 Multicap 50:25:25 TRI	 <p>RISKOMETER</p>

*Investors should consult their financial advisers if in doubt about whether the product is suitable for them.

Mutual Fund investments are subject to market risks, read all scheme related documents carefully.

Performance of other schemes managed by the Fund Manager(s)

Scheme Name	Scheme Inception Date	Fund Manager(s)	Managing since	CAGR Returns (%)		
				1 yr	3 yrs	5 yrs
Mahindra Manulife ELSS Tax Saver Fund - Reg - Growth	18-Oct-16	Ms. Fatema Pacha	16-Oct-20	28.73	13.35	18.31
		Mr. Manish Lodha	21-Dec-20			
Nifty 500 TRI ^A				36.22	15.71	19.75
Mahindra Manulife Consumption Fund - Reg - Growth	13-Nov-18	Mr. Navin Matta ^{EE}	24-Oct-24	36.89	18.34	17.23
		Ms. Fatema Pacha	21-Dec-20			
Nifty India Consumption TRI ^A				39.07	18.86	18.57
Mahindra Manulife Equity Savings Fund - Reg - Growth	01-Feb-17	Mr. Manish Lodha (Equity Portion)	21-Dec-20	15.45	7.91	11.21
		Mr. Renjith Sivaram (Equity Portion)	03-Jul-23			
		Mr. Rahul Pal (Debt Portion)	05-Jan-24			
		Mr. Pranav Patel ^S	Since inception			
Nifty Equity Savings TRI ^A				14.90	8.56	10.07
Mahindra Manulife Mid Cap Fund - Reg - Growth	30-Jan-18	Mr. Krishna Sanghavi ^{EE}	24-Oct-24	49.45	23.70	27.59
		Mr. Manish Lodha	21-Dec-20			
Nifty Midcap 150 TRI ^A				44.01	23.21	28.45
Mahindra Manulife Aggressive Hybrid Fund - Reg - Growth	19-July-19	Ms. Fatema Pacha (Equity Portion)	16-Oct-20	33.70	15.52	18.98
		Mr. Manish Lodha (Equity Portion)	21-Dec-20			
		Mr. Rahul Pal (Debt Portion)	Since inception			
		Mr. Amit Garg (Debt Portion)	02-May-24			
CRISIL Hybrid 35+65 Aggressive Index ^A				25.57	11.89	15.10
Mahindra Manulife Large Cap Fund - Reg - Growth	15-Mar-19	Ms. Fatema Pacha	21-Dec-20	31.16	11.66	15.59
				32.97	13.13	17.04
Nifty 100 Index TRI ^A						
Mahindra Manulife Large & Mid Cap Fund - Reg - Growth	30-Dec-19	Mr. Manish Lodha	21-Dec-20	34.84	15.97	-
				38.47	18.19	-
NIFTY Large Midcap 250 TRI ^A						
Mahindra Manulife Arbitrage Fund - Reg - Growth	24-Aug-20	Mr. Navin Matta ^{EE} (Equity Portion)	24-Oct-24	5.96	4.79	-
		Mr. Manish Lodha (Equity Portion)	21-Dec-20			
		Mr. Rahul Pal (Debt Portion)	Since inception			
Nifty 50 Arbitrage Index ^A				7.16	6.24	-
Mahindra Manulife Focused Fund - Reg - Growth - Reg - Growth	17-Nov-20	Mr. Krishna Sanghavi	Since inception	42.58	19.48	-
		Ms. Fatema Pacha	21-Dec-20			
Nifty 500 TRI ^A				36.22	15.71	-
Mahindra Manulife Flexi Cap Fund - Reg - Growth	23-Aug-21	Ms. Fatema Pacha	Since inception	31.11	15.39	-
		Mr. Manish Lodha				
Nifty 500 TRI ^A				36.22	15.71	-
Mahindra Manulife Balanced Advantage Fund - Reg - Growth	30-Dec-21	Mr. Manish Lodha (Equity Portion)	Since inception	26.45	-	-
		Ms. Fatema Pacha (Equity Portion)				
		Mr. Rahul Pal (Debt Portion)				
Nifty 50 Hybrid Composite Debt 50: 50 Index ^A				18.75	-	-
Mahindra Manulife Small Cap Fund - Reg - Growth	12-Dec-22	Mr. Krishna Sanghavi ^{EE}	24-Oct-24	51.50	-	-
		Mr. Manish Lodha	Since inception			
BSE 250 Small Cap TRI ^A				46.91	-	-

^ABenchmark CAGR - Compounded Annual Growth Rate. ^SDedicated Fund Manager for Overseas Investments.

Past performance may or may not be sustained in future and should not be used as a basis of comparison with other investments. The performance details provided above are of Growth Option under Regular Plan. Different Plans i.e Regular Plan and Direct Plan under the scheme has different expense structure. Mr. Manish Lodha manages 11 schemes and Ms. Fatema Pacha manages 8 schemes each of Mahindra Manulife Mutual Fund. The performance data for the schemes which have not completed one year has not been provided.

Performance as on October 31, 2024

^{EE}Pursuant to change in Fund Management Responsibilities, the scheme shall be managed by Mr. Krishna Sanghavi effective October 24, 2024.

^{EE}Pursuant to change in Fund Management Responsibilities, the scheme shall be managed by Mr. Navin Matta effective October 24, 2024.

Disclaimer : Readers of this material should rely on information / data arising out of their own investigations and advised to seek independent professional advice and arrive at an informed decision before making any investments. Neither Mahindra Manulife Investment Management Private Limited nor Mahindra Manulife Trustee Private Limited, its directors or associates shall be liable for any damages that may arise from the use of the information contained herein.

Get in Touch: Unit No. 204, 2nd Floor, Amity Building, Piramal Agastya Corporate Park, LBS Road, Kamani Junction, Kurla (W), Mumbai - 400 070.

Phone: +91-22-66327900, Fax: +91-22-66327932, Toll Free No.: 1800 419 6244 Website: www.mahindramanulife.com

Mutual Fund investments are subject to market risks, read all scheme related documents carefully.